

LEONTIS Sheds

Custom Storage Sheds and Chicken Coops



**Amish
Craftsmanship**



16400 BENNETT ROAD • NORTH ROYALTON, OHIO 44133

Financing Available PHONE 440-237-8706

EMAIL LEONTISOUTDOORSUPPLY@GMAIL.COM

Let your
Journey
Begin!

TABLE OF CONTENTS

LETTER FROM THE FAMILY	PAGE 5
DELIVERY INFORMATION.....	PAGE 6
TO OUR CUSTOMERS.....	PAGE 7
PREMIUM UTILITY SHED	PAGE 8
ECONOMY UTILITY SHED.....	PAGE 9
PREMIUM GARDEN SHED.....	PAGE 10
ECONOMY GARDEN SHED.....	PAGE 11
PREMIUM SIDE LOFTED BARN.....	PAGE 12
ECONOMY SIDE LOFTED BARN.....	PAGE 13
PREMIUM LOFTED BARN PAINTED.....	PAGE 14
ECONOMY LOFTED BARN PAINTED.....	PAGE 15
PREMIUM LOFTED BARN VINYL.....	PAGE 16
ECONOMY LOFTED BARN VINYL	PAGE 17
PREMIUM LOFTED BARN METAL.....	PAGE 18
ECONOMY LOFTED BARN METAL.....	PAGE 19
PREMIUM GARAGE SHED SLOPE ROOF	PAGE 20
PREMIUM GAMBERAL GARAGE.....	PAGE 21
PREMIUM GABLE GARAGE	PAGE 22
PREMIUM MINI BARN.....	PAGE 23
PREMIUM GABLE PORCH SHED.....	PAGE 24
PREMIUM GAMBERAL PORCH SHED.....	PAGE 25
PREMIUM GARDEN SHED WITH SKYLIGHTS.....	PAGE 26
PREMIUM DELUXE PLAY HOUSE.....	PAGE 27
PREMIUM POTTING SHED	PAGE 28
PREMIUM GARDEN SHED SLOPE ROOF.....	PAGE 29
ECONOMY GREEN HOUSE	PAGE 30
ECONOMY PLAY HOUSE.....	PAGE 31
ECONOMY RUN IN SHELTER.....	PAGE 32
ECONOMY HORSE BARN	PAGE 33
ECONOMY 5 STAR CHICKEN COOP.....	PAGE 34
ECONOMY CHICKEN COOP.....	PAGE 35
PREMIUM SLOPE ROOF CHICKEN COOP.....	PAGE 36
OPTIONS.....	PAGE 37
WELCOME TO THE FAMILY.....	PAGE 38



At Leonti's Outdoor Supply, we take pride in offering high-quality, Amish-built sheds and chicken coops that combine craftsmanship, durability, and timeless design. We are passionate about helping our customers enhance their outdoor spaces with structures that are both functional and built to last.

Our friendly and knowledgeable team is dedicated to guiding you through every step of the process—from selecting the perfect design to ensuring it meets your specific needs. Each structure is carefully built by skilled Amish craftsmen, known for their attention to detail and commitment to excellence.

It is this dedication to quality and customer satisfaction that has made us a trusted name in Northeast Ohio. Whether you're looking for additional storage, a custom shed, or a well-built chicken coop, we are here to help bring your vision to life.

Let us provide you with a structure you can rely on for years to come. Contact us today to get started.

Thank you,

Leonti's Outdoor Supply

***16400 Bennett Rd.
North Royalton, Ohio 44133
440-237-8706***

16400 BENNETT ROAD • NORTH ROYALTON, OHIO 44133

***Financing Available* PHONE: 440-237-8706**

EMAIL: LEONTISOUTDOORSUPPLY@GMAIL.COM

DELIVERY INFORMATION

FREE DELIVERY

on 8' wide, 10' wide, 12' wide to the following counties:

- | | | |
|--------------|-------------|--------------|
| ✓ ASHLAND | ✓ GUERNSEY | ✓ MORROW |
| ✓ BELMONT | ✓ HARRISON | ✓ MUSKINGHAM |
| ✓ CARROLL | ✓ HOLMES | ✓ NOBLE |
| ✓ COLUMBIANA | ✓ HURON | ✓ PORTAGE |
| ✓ COSHOCTON | ✓ JEFFERSON | ✓ RICHLAND |
| ✓ CRAWFORD | ✓ KNOX | ✓ SUMMIT |
| ✓ CUYAHOGA | ✓ LICKING | ✓ STARK |
| ✓ DELAWARE | ✓ LORAIN | ✓ TUSCARAWAS |
| ✓ ERIE | ✓ MAHONING | ✓ WAYNE |
| ✓ FRANKLIN | ✓ MARION | ✓ WYANDOT |
| ✓ GEAUGA | ✓ MEDINA | |

*Delivery Available on 14' Wide, Ask for Pricing
We can also Deliver anywhere else, Ask for Pricing*

To Our Customers

Our Premium Sheds are Better Quality Buildings. Built with a good quality flooring, 2 x 4 stud walls, with stud spacing at every 16". The Window size is 30" x 36" and has an 8" overhang on the roof, which gives your building a top quality look.

Build Stronger, Last Longer!

Our Economy Sheds are more of an economical building, built with 2 x 4 stud walls with stud spacing every 24". The window size is 22" x 36" and no over hang on the roof. It's a good quality building for it's price.

We also build custom sheds. You Design, We build.

Financing available on all buildings.



*We
Build Your
Dreams*

PREMIUM UTILITY SHED

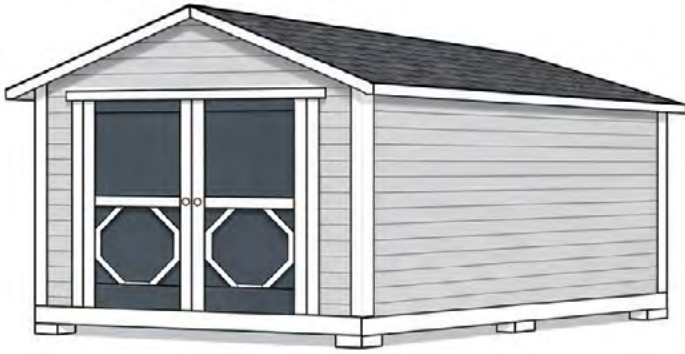


STANDARD FEATURES

- ▶ 7 ft. high wall
- ▶ 8 ft. wide = 2 - 30 in. wide Double Doors with Transom Windows
- ▶ 10 ft. wide and wider = 2 - 36 in. wide Double Doors with Transom Windows
- ▶ 1 Window
- ▶ Roof has an 8" overhang on both sides and on both ends which gives your building a better look.

SIZE	PAINTED SMART SIDE SIDING	VINYL SIDING	METAL SIDING
8 X 10	\$3,733.75	\$4,498.75	\$4,828.75
8 X 12	\$4,190.00	\$4,983.75	\$5,292.50
8 X 14	\$4,645.00	\$5,468.75	\$5,762.50
8 X 16	\$5,093.75	\$5,953.75	\$6,232.50
8 X 18	\$5,548.75	\$6,438.75	\$6,703.75
8 X 20	\$5,997.50	\$6,931.25	\$7,173.75
10 X 12	\$5,012.50	\$5,850.00	\$5,850.00
10 X 14	\$5,578.75	\$6,401.25	\$6,821.25
10 X 16	\$6,152.50	\$6,952.50	\$7,408.75
10 X 18	\$6,717.50	\$7,511.25	\$7,996.25
10 X 20	\$7,291.25	\$8,062.50	\$8,585.00
12 X 14	\$6,613.75	\$7,282.50	\$7,767.50
12 X 16	\$7,201.25	\$7,870.00	\$8,377.50
12 X 18	\$7,790.00	\$8,458.75	\$8,980.00
12 X 20	\$8,377.50	\$9,046.25	\$9,582.50
12 X 22	\$8,965.00	\$9,633.75	\$10,185.00
14 X 16	\$7,696.25	\$8,078.75	\$9,291.25
14 X 18	\$8,313.75	\$8,696.25	\$9,975.00
14 X 20	\$8,931.25	\$9,321.25	\$10,651.25
14 X 22	\$9,556.25	\$9,938.75	\$11,327.50
14 X 24	\$10,173.75	\$10,556.25	\$12,011.25
14 X 26	\$10,791.25	\$11,173.75	\$12,687.50
14 X 28	\$11,416.25	\$11,798.75	\$13,363.75
14 X 30	\$12,033.75	\$12,422.50	\$14,047.50

ECONOMY UTILITY SHED



STANDARD FEATURES

- ▶ 7 ft. high wall
- ▶ 8 ft. wide = 2 - 30 in. wide Double Doors
- ▶ 10 ft. wide and wider = 2 - 36 in. wide Double Doors
- ▶ 1 Window

SIZE	PAINTED SMART SIDE SIDING	VINYL SIDING	METAL SIDING
8 X 10	\$2,931.25	\$3,658.75	\$3,973.75
8 X 12	\$3,365.00	\$4,121.25	\$4,415.00
8 X 14	\$3,798.75	\$4,586.25	\$4,862.50
8 X 16	\$4,226.25	\$5,045.00	\$5,362.50
8 X 18	\$4,785.00	\$5,507.50	\$5,758.75
8 X 20	\$5,087.50	\$5,976.25	\$6,207.50
10 X 12	\$4,148.75	\$4,948.75	\$4,947.50
10 X 14	\$4,687.50	\$5,472.50	\$5,871.25
10 X 16	\$5,233.75	\$5,997.50	\$6,431.25
10 X 18	\$5,772.50	\$6,528.75	\$6,991.25
10 X 20	\$6,318.75	\$7,053.75	\$7,551.25
12 X 14	\$5,673.75	\$6,308.75	\$6,772.50
12 X 16	\$6,233.75	\$6,870.00	\$7,353.75
12 X 18	\$6,793.75	\$7,430.00	\$7,927.50
12 X 20	\$7,913.75	\$7,990.00	\$8,500.00
12 X 22	\$8,603.75	\$8,550.00	\$9,075.00
14 X 16	\$7,328.75	\$7,692.50	\$8,847.50
14 X 18	\$7,917.50	\$8,281.25	\$9,498.75
14 X 20	\$8,505.00	\$8,876.25	\$10,142.50
14 X 22	\$9,100.00	\$9,463.75	\$10,787.50
14 X 24	\$9,687.50	\$10,052.50	\$11,437.50
14 X 26	\$10,276.25	\$10,640.00	\$12,075.00
14 X 28	\$10,871.25	\$11,235.00	\$12,726.25
14 X 30	\$11,458.75	\$11,830.00	\$13,377.50

PREMIUM GARDEN SHED



STANDARD FEATURES

- ▶ 7 ft. high wall
- ▶ 8 ft. wide = 2 - 30 in. wide Double Doors with Transom Windows
- ▶ 10 ft. wide and wider = 2 - 36 in. wide Double Doors with Transom Windows
- ▶ 1 Window
- ▶ Roof has an 8" overhang on both sides and on both ends which gives your building a better look.

SIZE	PAINTED SMART SIDE SIDING	VINYL SIDING	METAL SIDING
8 X 10	\$3,792.50	\$4,557.50	\$4,887.50
8 X 12	\$4,248.75	\$5,042.50	\$5,351.25
8 X 14	\$4,703.75	\$5,527.50	\$5,821.25
8 X 16	\$5,152.50	\$6,012.50	\$6,291.25
8 X 18	\$5,607.50	\$6,497.50	\$6,762.50
8 X 20	\$6,056.25	\$6,990.00	\$7,232.50
10 X 12	\$5,071.25	\$5,910.00	\$6,303.75
10 X 14	\$5,637.50	\$6,461.25	\$6,880.00
10 X 16	\$6,211.25	\$7,012.50	\$7,467.50
10 X 18	\$6,776.25	\$7,570.00	\$8,055.00
10 X 20	\$7,350.00	\$8,121.25	\$8,643.75
12 X 14	\$6,680.00	\$7,341.25	\$7,826.25
12 X 16	\$7,267.50	\$7,928.75	\$8,443.75
12 X 18	\$7,855.00	\$8,517.50	\$9,038.75
12 X 20	\$8,443.75	\$9,105.00	\$9,641.25
12 X 22	\$9,031.25	\$9,692.50	\$10,243.75
14 X 16	\$8,213.75	\$8,596.25	\$9,808.75
14 X 18	\$8,831.25	\$9,213.75	\$10,477.50
14 X 20	\$9,301.25	\$9,837.50	\$11,168.75
14 X 22	\$10,073.75	\$10,455.00	\$11,845.00
14 X 24	\$10,690.00	\$10,926.25	\$12,527.50
14 X 26	\$11,307.50	\$11,690.00	\$13,211.25
14 X 28	\$11,786.25	\$12,315.00	\$13,880.00
14 X 30	\$12,550.00	\$12,940.00	\$15,321.25

ECONOMY GARDEN SHED



STANDARD FEATURES

- ▶ 7 ft. high wall
- ▶ 8 ft. wide = 2 - 30 in. wide Double Doors
- ▶ 10 ft. wide and wider = 2 - 36 in. wide Double Doors
- ▶ 1 Window

SIZE	PAINTED SMART SIDE SIDING	VINYL SIDING	METAL SIDING
8 X 10	\$3,612.50	\$3,715.00	\$4,030.00
8 X 12	\$3,421.25	\$4,177.50	\$4,471.25
8 X 14	\$3,855.00	\$4,638.75	\$4,918.75
8 X 16	\$4,282.50	\$5,101.25	\$5,367.50
8 X 18	\$4,716.25	\$5,562.50	\$5,815.00
8 X 20	\$5,142.50	\$5,907.50	\$6,262.50
10 X 12	\$4,205.00	\$5,002.50	\$5,377.50
10 X 14	\$4,743.75	\$5,527.50	\$5,927.50
10 X 16	\$5,290.00	\$6,052.50	\$6,487.50
10 X 18	\$5,828.75	\$6,585.00	\$7,047.50
10 X 20	\$6,375.00	\$7,110.00	\$7,603.75
12 X 14	\$5,361.25	\$6,366.25	\$6,828.75
12 X 16	\$6,296.25	\$6,926.25	\$7,416.25
12 X 18	\$6,856.25	\$7,486.25	\$7,983.75
12 X 20	\$7,416.25	\$8,046.25	\$8,557.50
12 X 22	\$7,976.25	\$8,606.25	\$9,131.25
14 X 16	\$7,385.00	\$7,748.75	\$8,903.75
14 X 18	\$7,972.50	\$8,337.50	\$9,541.25
14 X 20	\$8,421.25	\$8,932.50	\$10,198.75
14 X 22	\$9,156.25	\$9,520.00	\$10,842.50
14 X 24	\$9,743.75	\$9,967.50	\$11,493.75
14 X 26	\$10,332.50	\$10,696.25	\$12,145.00
14 X 28	\$10,787.50	\$11,291.25	\$12,782.50
14 X 30	\$11,515.00	\$11,886.25	\$14,153.75

PREMIUM SIDE LOFTED BARN



STANDARD FEATURES

- ▶ 6 ft. high wall
- ▶ 8 ft. wide = 2 - 30 in. wide Double Doors with Transom Windows
- ▶ 10 ft. wide and wider = 2 - 36 in. wide Double Doors with Transom Windows
- ▶ 2 Windows
- ▶ Roof has an 8" overhang on both sides and on both ends which gives your building a better look.

SIZE	PAINTED SMART SIDE SIDING	VINYL SIDING	METAL SIDING
8 X 10	\$3,943.75	\$4,562.50	\$5,307.50
8 X 12	\$4,421.25	\$5,002.50	\$5,801.25
8 X 14	\$4,907.50	\$5,448.75	\$6,585.00
8 X 16	\$5,393.75	\$5,896.25	\$6,805.00
8 X 18	\$5,872.50	\$6,350.00	\$7,307.50
8 X 20	\$6,350.00	\$6,790.00	\$7,808.75
10 X 12	\$5,175.00	\$6,208.75	\$7,166.25
10 X 14	\$5,786.25	\$6,907.50	\$7,950.00
10 X 16	\$6,350.00	\$7,605.00	\$8,733.75
10 X 18	\$7,001.25	\$8,302.50	\$9,510.00
10 X 20	\$7,605.00	\$9,000.00	\$10,293.75
12 X 14	\$6,960.00	\$7,980.00	\$9,123.75
12 X 16	\$7,728.75	\$8,622.50	\$9,861.25
12 X 18	\$8,332.50	\$9,265.00	\$10,597.50
12 X 20	\$8,943.75	\$9,907.50	\$11,342.50
12 X 22	\$9,547.50	\$10,551.25	\$12,080.00
12 X 24	\$10,158.75	\$11,193.75	\$12,832.50
14 X 16	\$9,043.75	\$10,078.75	\$11,583.75
14 X 18	\$9,788.75	\$10,855.00	\$12,547.50
14 X 20	\$10,541.25	\$11,866.25	\$13,505.00
14 X 22	\$11,293.75	\$12,736.25	\$14,468.75
14 X 24	\$12,046.25	\$13,582.50	\$15,425.00
14 X 26	\$12,798.75	\$14,445.00	\$16,390.00
14 X 28	\$13,551.25	\$15,300.00	\$17,346.25
14 X 30	\$14,296.25	\$16,153.75	\$18,310.00

ECONOMY SIDE LOFTED BARN




STANDARD FEATURES

- ▶ 6 ft. high wall
- ▶ 8 ft. wide = 2 - 30 in. wide Double Doors
- ▶ 10 ft. wide and wider = 2 - 36 in. wide Double Doors
- ▶ 2 Windows

SIZE	PAINTED SMART SIDE SIDING	VINYL SIDING	METAL SIDING
8 X 10	\$3,271.25	\$3,823.75	\$4,488.75
8 X 12	\$3,697.50	\$4,216.25	\$4,930.00
8 X 14	\$4,132.50	\$4,615.00	\$5,630.00
8 X 16	\$4,566.25	\$5,013.75	\$5,826.25
8 X 18	\$4,992.50	\$5,420.00	\$6,273.75
8 X 20	\$5,295.00	\$5,812.50	\$6,722.50
10 X 12	\$4,370.00	\$5,293.75	\$6,147.50
10 X 14	\$4,916.25	\$5,917.50	\$6,847.50
10 X 16	\$5,295.00	\$5,290.00	\$7,547.50
10 X 18	\$6,000.00	\$7,162.50	\$8,241.25
10 X 20	\$6,540.00	\$7,850.00	\$8,941.25
12 X 14	\$5,902.50	\$7,386.25	\$7,833.75
12 X 16	\$6,587.50	\$7,960.00	\$8,492.50
12 X 18	\$7,125.00	\$8,533.75	\$9,150.00
12 X 20	\$7,672.50	\$9,107.50	\$9,815.00
12 X 22	\$8,212.50	\$9,682.50	\$10,472.50
12 X 24	\$8,750.00	\$11,193.75	\$11,145.00
14 X 16	\$7,637.50	\$8,561.25	\$9,905.00
14 X 18	\$8,052.50	\$9,253.75	\$10,766.25
14 X 20	\$8,973.75	\$10,157.50	\$11,620.00
14 X 22	\$9,646.25	\$10,933.75	\$12,481.25
14 X 24	\$10,317.50	\$11,690.00	\$13,335.00
14 X 26	\$10,990.00	\$12,085.00	\$14,196.25
14 X 28	\$11,662.50	\$13,222.50	\$15,050.00
14 X 30	\$12,327.50	\$13,986.25	\$15,911.25

PREMIUM LOFTED BARN PAINTED



PAINTED SMART SIDE SIDING

SIZE	5 FOOT WALL	6 FOOT WALL
8 X 10	\$3,645.00	\$3,763.75
8 X 12	\$4,131.25	\$4,241.25
8 X 14	\$4,610.00	\$4,727.50
8 X 16	\$5,088.75	\$5,213.75
8 X 18	\$5,573.75	\$5,691.25
8 X 20	\$6,060.00	\$6,177.50
10 X 12	\$4,790.00	\$4,955.00
10 X 14	\$5,393.75	\$5,558.75
10 X 16	\$6,005.00	\$6,170.00
10 X 18	\$6,608.75	\$6,773.75
10 X 20	\$7,221.25	\$7,385.00
12 X 14	\$6,451.25	\$6,756.25
12 X 16	\$7,125.00	\$7,391.25
12 X 18	\$7,807.50	\$8,042.50
12 X 20	\$8,488.75	\$8,685.00
12 X 22	\$9,163.75	\$9,327.50
12 X 24	\$9,845.00	\$9,971.25
14 X 16	\$8,533.75	\$8,753.75
14 X 18	\$9,286.25	\$9,521.25
14 X 20	\$10,038.75	\$10,266.25
14 X 22	\$10,783.75	\$11,018.75
14 X 24	\$11,536.25	\$11,771.25
14 X 26	\$12,288.75	\$12,516.25
14 X 28	\$13,033.75	\$13,268.75
14 X 30	\$13,786.25	\$14,021.25

STANDARD FEATURES

- ▶ 5 ft., 6 ft. or 7 ft. high wall
- ▶ 8 ft. wide = 2 - 30 in. wide Double Doors with Transom Windows
- ▶ 10 ft. wide and wider = 2 - 36 in. wide Double Doors with Transom Windows
- ▶ 1 Window
- ▶ Roof has an 8" overhang on both sides and on both ends which gives your building a better look.

ECONOMY LOFTED BARN PAINTED



STANDARD FEATURES

- ▶ 5 ft. or 6 ft. high wall
- ▶ 8 ft. wide = 2 - 30 in. wide Double Doors
- ▶ 10 ft. wide and wider = 2 - 36 in. wide Double Doors
- ▶ 1 Window

PAINTED SMART SIDE SIDING

SIZE	5 FOOT WALL	6 FOOT WALL
8 X 10	\$3,005.00	\$3,110.00
8 X 12	\$3,438.75	\$3,537.50
8 X 14	\$3,866.25	\$3,971.25
8 X 16	\$4,292.50	\$4,405.00
8 X 18	\$4,727.50	\$4,832.50
8 X 20	\$5,161.25	\$5,266.25
10 X 12	\$4,027.50	\$4,173.75
10 X 14	\$4,566.25	\$4,712.50
10 X 16	\$5,112.50	\$5,258.75
10 X 18	\$5,651.25	\$5,797.50
10 X 20	\$6,197.50	\$6,343.75
12 X 14	\$5,447.50	\$5,720.00
12 X 16	\$5,923.75	\$6,287.50
12 X 18	\$6,657.50	\$6,867.50
12 X 20	\$7,142.50	\$7,442.50
12 X 22	\$7,743.75	\$8,016.25
12 X 24	\$8,352.50	\$8,590.00
14 X 16	\$7,182.50	\$7,377.50
14 X 18	\$7,853.75	\$8,063.75
14 X 20	\$8,526.25	\$8,728.75
14 X 22	\$9,191.25	\$9,401.25
14 X 24	\$9,862.50	\$10,072.50
14 X 26	\$10,535.00	\$10,737.50
14 X 28	\$11,200.00	\$11,410.00
14 X 30	\$11,872.50	\$12,082.50

PREMIUM LOFTED BARN VINYL



VINYL SIDING

SIZE	5 FOOT WALL	6 FOOT WALL
8 X 10	\$4,312.50	\$4,500.00
8 X 12	\$4,751.25	\$4,938.75
8 X 14	\$5,206.25	\$5,386.25
8 X 16	\$5,645.00	\$5,832.50
8 X 18	\$6,100.00	\$6,287.50
8 X 20	\$6,538.75	\$6,726.25
10 X 12	\$5,950.00	\$6,146.25
10 X 14	\$6,648.75	\$6,843.75
10 X 16	\$7,346.25	\$7,542.50
10 X 18	\$8,043.75	\$8,240.00
10 X 20	\$8,741.25	\$8,937.50
12 X 14	\$7,697.50	\$7,916.25
12 X 16	\$8,325.00	\$8,560.00
12 X 18	\$8,951.25	\$9,202.50
12 X 20	\$9,578.75	\$9,845.00
12 X 22	\$10,206.25	\$10,488.75
12 X 24	\$10,825.00	\$11,115.00
14 X 16	\$9,858.75	\$10,015.00
14 X 18	\$10,697.50	\$10,948.75
14 X 20	\$11,536.25	\$11,802.50
14 X 22	\$12,375.00	\$12,665.00
14 X 24	\$13,213.75	\$13,520.00
14 X 26	\$14,053.75	\$14,382.50
14 X 28	\$14,900.00	\$15,237.50
14 X 30	\$15,738.75	\$16,091.25

STANDARD FEATURES

- ▶ 5 ft. or 6 ft. high wall
- ▶ 8 ft. wide = 2 - 30 in. wide Double Doors with Transom Windows
- ▶ 10 ft. wide and wider = 2 - 36 in. wide Double Doors with Transom Windows
- ▶ 1 Window
- ▶ Roof has an 8" overhang on both sides and on both ends which gives your building a better look.

ECONOMY LOFTED BARN VINYL



STANDARD FEATURES

- ▶ 5 ft. or 6 ft. high wall
- ▶ 8 ft. wide = 2 - 30 in. wide Double Doors
- ▶ 10 ft. wide and wider = 2 - 36 in. wide Double Doors
- ▶ 1 Window

VINYL SIDING

SIZE	5 FOOT WALL	6 FOOT WALL
8 X 10	\$3,600.00	\$3,767.50
8 X 12	\$3,992.50	\$4,160.00
8 X 14	\$4,397.50	\$4,558.75
8 X 16	\$4,790.00	\$4,957.50
8 X 18	\$5,196.25	\$5,363.75
8 X 20	\$5,587.50	\$5,756.25
10 X 12	\$5,062.50	\$5,237.50
10 X 14	\$5,687.50	\$5,861.25
10 X 16	\$6,312.50	\$6,483.75
10 X 18	\$6,937.50	\$7,107.50
10 X 20	\$7,562.50	\$7,730.00
12 X 14	\$6,560.00	\$6,756.25
12 X 16	\$7,120.00	\$7,330.00
12 X 18	\$7,680.00	\$7,903.75
12 X 20	\$8,240.00	\$8,477.50
12 X 22	\$8,800.00	\$9,052.50
12 X 24	\$9,352.50	\$9,612.50
14 X 16	\$8,365.00	\$8,505.00
14 X 18	\$9,113.75	\$9,337.50
14 X 20	\$9,862.50	\$10,101.25
14 X 22	\$10,612.50	\$10,871.25
14 X 24	\$11,361.25	\$11,633.75
14 X 26	\$12,110.00	\$12,403.75
14 X 28	\$12,866.25	\$13,167.50
14 X 30	\$13,615.00	\$13,930.00

PREMIUM LOFTED BARN METAL



METAL SIDING

SIZE	5 FOOT WALL	6 FOOT WALL
8 X 10	\$4,830.00	\$5,041.25
8 X 12	\$5,315.00	\$5,535.00
8 X 14	\$5,832.50	\$6,036.25
8 X 16	\$6,318.75	\$6,531.25
8 X 18	\$6,828.75	\$7,040.00
8 X 20	\$7,322.50	\$7,533.75
10 X 12	\$6,663.75	\$6,883.75
10 X 14	\$7,447.50	\$7,651.25
10 X 16	\$8,232.50	\$8,451.25
10 X 18	\$9,016.25	\$9,227.50
10 X 20	\$9,800.00	\$10,011.25
12 X 14	\$8,598.75	\$8,841.25
12 X 16	\$9,296.25	\$9,562.50
12 X 18	\$10,002.50	\$10,285.00
12 X 20	\$10,700.00	\$10,997.50
12 X 22	\$11,405.00	\$11,718.75
12 X 24	\$12,095.00	\$12,440.00
14 X 16	\$10,980.00	\$11,160.00
14 X 18	\$11,921.25	\$12,202.50
14 X 20	\$12,861.25	\$13,160.00
14 X 22	\$13,802.50	\$14,123.75
14 X 24	\$14,742.50	\$15,087.50
14 X 26	\$15,683.75	\$16,045.00
14 X 28	\$16,625.00	\$17,001.25
14 X 30	\$17,565.00	\$17,965.00

STANDARD FEATURES

- ▶ 5 ft. or 6 ft. high wall
- ▶ 8 ft. wide = 2 - 30 in. wide Double Doors with Transom Windows
- ▶ 10 ft. wide and wider = 2 - 36 in. wide Double Doors with Transom Windows
- ▶ 1 Window
- ▶ Roof has an 8" overhang on both sides and on both ends which gives your building a better look.

ECONOMY LOFTED BARN METAL



STANDARD FEATURES

- ▶ 5 ft. or 6 ft. high wall
- ▶ 8 ft. wide = 2 - 30 in. wide Double Doors
- ▶ 10 ft. wide and wider = 2 - 36 in. wide Double Doors
- ▶ 1 Window

METAL SIDING

SIZE	5 FOOT WALL	6 FOOT WALL
8 X 10	\$4,062.50	\$4,250.00
8 X 12	\$4,496.25	\$4,692.50
8 X 14	\$4,957.50	\$5,140.00
8 X 16	\$5,392.50	\$5,581.25
8 X 20	\$6,287.50	\$6,477.50
10 X 12	\$5,700.00	\$5,896.25
10 X 14	\$6,400.00	\$6,582.50
10 X 16	\$7,100.00	\$7,296.25
10 X 18	\$7,800.00	\$7,988.75
10 X 20	\$8,500.00	\$8,688.75
12 X 14	\$7,365.00	\$7,582.50
12 X 16	\$7,862.50	\$8,226.25
12 X 18	\$8,492.50	\$8,870.00
12 X 20	\$9,116.25	\$9,507.50
12 X 22	\$9,746.25	\$10,151.25
12 X 24	\$10,362.50	\$10,795.00
14 X 16	\$9,366.25	\$9,527.50
14 X 18	\$10,206.25	\$10,457.50
14 X 20	\$11,046.25	\$11,312.50
14 X 22	\$11,886.25	\$12,172.50
14 X 24	\$12,726.25	\$13,033.75
14 X 26	\$13,566.25	\$13,887.50
14 X 28	\$14,406.25	\$14,742.50
14 X 30	\$15,246.25	\$15,602.50

PREMIUM GARAGE SHED SLOPE ROOF



STANDARD FEATURES

- ▶ 6 ft. high wall
- ▶ 8 ft. wide x 7 ft. High Overhead Door

SIZE	PAINTED SMART SIDE SIDING	VINYL SIDING	METAL SIDING
10 X 12	\$5,071.25	\$5,910.00	\$6,303.75
10 X 14	\$5,637.50	\$6,461.25	\$6,880.00
10 X 16	\$6,211.25	\$7,012.50	\$7,467.50
10 X 18	\$6,776.25	\$7,570.00	\$8,055.00
10 X 20	\$7,350.00	\$8,121.25	\$8,643.75
12 X 14			
12 X 14	\$6,680.00	\$7,341.25	\$7,826.25
12 X 16	\$7,267.50	\$7,928.75	\$8,443.75
12 X 18	\$7,855.00	\$8,517.50	\$9,038.75
12 X 20	\$8,443.75	\$9,105.00	\$9,641.25
12 X 22	\$9,031.25	\$9,692.50	\$10,243.75
12 X 24	\$10,488.75	\$11,813.75	\$13,161.25
14 X 16			
14 X 16	\$8,213.75	\$8,596.25	\$9,808.75
14 X 18	\$8,831.25	\$9,213.75	\$10,477.50
14 X 20	\$9,301.25	\$9,837.50	\$11,168.75
14 X 22	\$10,073.75	\$10,455.00	\$11,845.00
14 X 24	\$10,690.00	\$10,926.25	\$12,527.50
14 X 26	\$11,307.50	\$11,690.00	\$13,211.25
14 X 28	\$11,786.25	\$12,315.00	\$13,880.00
14 X 30	\$12,550.00	\$12,940.00	\$15,321.25

PREMIUM GAMBERAL GARAGE



STANDARD FEATURES

- ▶ 6 ft. high wall
- ▶ 8 ft. wide x 7 ft. High Overhead Door

SIZE	PAINTED SMART SIDE SIDING	VINYL SIDING	METAL SIDING
10 X 12	\$5,503.75	\$6,735.00	\$7,495.00
10 X 14	\$6,115.00	\$7,432.50	\$8,278.75
10 X 16	\$6,680.00	\$8,130.00	\$9,062.50
10 X 18	\$7,330.00	\$8,827.50	\$9,838.75
10 X 20	\$7,933.75	\$9,525.00	\$10,623.75
12 X 14	\$7,446.25	\$8,505.00	\$9,453.75
12 X 16	\$8,057.50	\$9,163.75	\$10,190.00
12 X 18	\$8,661.25	\$9,821.25	\$10,927.50
12 X 20	\$9,272.50	\$10,488.75	\$11,672.50
12 X 22	\$9,876.25	\$11,146.25	\$12,408.75
12 X 24	\$10,488.75	\$11,813.75	\$13,161.25
14 X 16	\$9,372.50	\$10,728.75	\$11,912.50
14 X 18	\$10,117.50	\$11,591.25	\$12,877.50
14 X 20	\$10,870.00	\$12,446.25	\$13,833.75
14 X 22	\$11,622.50	\$13,308.75	\$14,797.50
14 X 24	\$12,375.00	\$14,162.50	\$15,755.00
14 X 26	\$13,127.50	\$15,025.00	\$16,718.75
14 X 28	\$13,881.25	\$15,880.00	\$17,675.00
14 X 30	\$14,625.00	\$16,718.75	\$18,640.00

PREMIUM GABLE GARAGE



STANDARD FEATURES

- ▶ 6 ft. high wall
- ▶ 8 ft. wide x 7 ft. High Overhead Door

SIZE	PAINTED SMART SIDE SIDING	VINYL SIDING	METAL SIDING
10 X 12	\$5,123.75	\$5,922.50	\$5,922.50
10 X 14	\$5,662.50	\$6,447.50	\$6,846.25
10 X 16	\$6,208.75	\$6,972.50	\$7,406.25
10 X 18	\$6,747.50	\$7,503.75	\$7,966.25
10 X 20	\$7,293.75	\$8,028.75	\$8,526.25
12 X 14			
12 X 14	\$6,648.75	\$7,285.00	\$7,747.50
12 X 16	\$7,208.75	\$7,845.00	\$8,328.75
12 X 18	\$7,768.75	\$8,405.00	\$8,902.50
12 X 20	\$8,328.75	\$8,965.00	\$9,476.25
12 X 22	\$8,888.75	\$9,525.00	\$10,050.00
12 X 24	\$9,308.75	\$10,085.00	\$10,625.00
14 X 16			
14 X 16	\$8,116.25	\$8,480.00	\$9,635.00
14 X 18	\$8,705.00	\$9,068.75	\$10,286.25
14 X 20	\$9,292.50	\$9,663.75	\$10,930.00
14 X 22	\$9,887.50	\$10,251.25	\$11,575.00
14 X 24	\$10,475.00	\$10,840.00	\$12,225.00
14 X 26	\$11,063.75	\$11,427.50	\$12,870.00
14 X 28	\$11,658.75	\$12,022.50	\$13,513.75
14 X 30	\$12,246.25	\$12,617.50	\$14,165.00

PREMIUM MINI BARN

STANDARD FEATURES

- ▶ 4 ft. high wall
- ▶ 8 ft. wide = 2 - 30 in. wide Double Doors
- ▶ 10 ft. wide and wider = 2 - 36 in. wide Double Doors
- ▶ 1 Window



SIZE	PAINTED SMART SIDE SIDING	VINYL SIDING	METAL SIDING
8 X 10	\$3,142.50	\$3,710.00	\$4,081.25
8 X 12	\$3,556.25	\$4,095.00	\$4,507.50
8 X 14	\$3,976.25	\$4,480.00	\$4,927.50
8 X 16	\$4,388.75	\$4,865.00	\$5,362.50
10 X 12	\$4,130.00	\$5,123.75	\$5,635.00
10 X 14	\$4,647.50	\$5,726.25	\$6,292.50
10 X 16	\$5,172.50	\$6,327.50	\$6,957.50
10 X 18	\$5,697.50	\$6,930.00	\$7,622.50

Transom Windows in top of Door add \$95.00

PREMIUM GABLE PORCH SHED



STANDARD FEATURES

- ▶ 8 ft. and 10 ft. wide = 4 ft. wide Porch
- ▶ 12 ft. wide, 14 ft. wide = 6 ft. wide Porch
- ▶ All corner Porch Sheds have a 4 ft. wide x 6 ft. long Porch at the corner of the building. A build in Lofted on top of the porch.
- ▶ The Porch Shed and The Corner Porch Shed can be made in a Tiny House.
- ▶ Ask for Tiny House prices.
- ▶ Other siding options available
- ▶ *We build your dreams.*

PAINTED SMART SIDE SIDING

SIZE	PORCH SHED	CORNER PORCH SHED
8 X 10	\$4,983.75	\$5,046.25
8 X 12	\$5,438.75	\$5,501.25
8 X 14	\$5,893.75	\$5,956.25
8 X 16	\$6,348.75	\$6,411.25
8 X 18	\$6,803.75	\$6,866.25
8 X 20	\$7,258.75	\$7,321.25
<hr/>		
10 X 12	\$6,261.25	\$6,323.75
10 X 14	\$6,827.50	\$6,890.00
10 X 16	\$7,401.25	\$7,463.75
10 X 18	\$7,975.00	\$8,037.50
10 X 20	\$8,548.75	\$8,611.25
10 X 22	\$9,122.50	\$9,185.00
10 X 24	\$9,696.25	\$9,758.75
<hr/>		
12 X 20	\$10,252.50	\$10,315.00
12 X 24	\$10,786.25	\$10,848.75
12 X 28	\$11,853.75	\$11,916.25
12 X 30	\$12,387.50	\$12,450.00
12 X 34	\$13,455.00	\$13,517.50
12 X 38	\$14,522.50	\$14,585.00
12 X 40	\$15,056.25	\$15,118.75
<hr/>		
14 X 24	\$12,506.25	\$12,568.75
14 X 28	\$13,748.75	\$13,811.25
14 X 30	\$14,371.25	\$14,433.75
14 X 34	\$15,613.75	\$15,676.25
14 X 36	\$16,856.25	\$16,918.75
14 X 40	\$18,098.75	\$18,161.25

PREMIUM GAMBERAL PORCH SHED



STANDARD FEATURES

- ▶ 8 ft. and 10 ft. wide = 4 ft. wide Porch
- ▶ 12 ft. wide, 14 ft. wide = 6 ft. wide Porch
- ▶ All corner Porch Sheds have a 4 ft. wide x 6 ft. long Porch at the corner of the building. A build in Lofted on top of the porch.
- ▶ The Porch Shed and The Corner Porch Shed can be made in a Tiny House.
- ▶ Ask for Tiny House prices.
- ▶ Other siding options available
- ▶ *We build your dreams.*

PAINTED SMART SIDE SIDING

SIZE	PORCH SHED	CORNER PORCH SHED
8 X 10	\$4,733.75	\$4,796.25
8 X 12	\$5,188.75	\$5,250.00
8 X 14	\$5,643.75	\$5,706.25
8 X 16	\$6,098.75	\$6,161.25
8 X 18	\$6,553.75	\$6,616.25
8 X 20	\$7,008.75	\$7,071.25
<hr/>		
10 X 12	\$5,886.25	\$5,948.75
10 X 14	\$6,452.50	\$6,515.00
10 X 16	\$7,026.25	\$7,088.75
10 X 18	\$6,350.00	\$7,662.50
10 X 20	\$8,173.75	\$8,236.25
10 X 22	\$8,747.50	\$8,810.00
10 X 24	\$9,321.25	\$9,383.75
<hr/>		
12 X 20	\$10,002.50	\$10,065.00
12 X 24	\$10,536.25	\$10,598.75
12 X 28	\$11,603.75	\$11,666.25
12 X 30	\$12,137.50	\$12,200.00
12 X 34	\$13,205.00	\$13,267.50
12 X 38	\$14,272.50	\$14,335.00
12 X 40	\$14,806.25	\$14,868.75
<hr/>		
14 X 24	\$12,631.25	\$12,693.75
14 X 28	\$13,750.00	\$13,936.25
14 X 30	\$14,496.25	\$14,558.75
14 X 34	\$15,738.75	\$15,801.25
14 X 36	\$16,981.25	\$17,043.75
14 X 40	\$18,223.75	\$18,286.25

PREMIUM GARDEN SHED WITH SKYLIGHTS



STANDARD FEATURES

- ▶ 7 ft. high wall
- ▶ 8 ft. wide = 2 - 30 in. wide Double Doors with Transom Windows
- ▶ 10 ft. wide and wider = 2 - 36 in. wide Double Doors with Transom Windows
- ▶ 2 Windows
- ▶ Roof has an 8 in. overhang on both sides and on both ends and a Transom Window built in the roof.

SIZE	PAINTED SMART SIDE SIDING	VINYL SIDING	METAL SIDING
8 X 10	\$4,042.50	\$4,806.25	\$5,137.50
8 X 12	\$4,545.00	\$4,904.25	\$5,600.00
8 X 14	\$4,953.75	\$5,000.25	\$6,070.00
8 X 16	\$5,402.50	\$5,097.50	\$6,541.25
8 X 18	\$5,857.50	\$5,194.25	\$7,011.25
8 X 20	\$6,305.00	\$5,293.00	\$7,481.25
10 X 12	\$5,321.25	\$5,076.75	\$6,552.50
10 X 14	\$5,886.25	\$5,187.00	\$7,130.00
10 X 16	\$6,460.00	\$5,297.25	\$7,717.50
10 X 18	\$7,026.25	\$5,409.00	\$8,305.00
10 X 20	\$7,725.00	\$5,519.25	\$8,893.75
12 X 14	\$6,928.75	\$5,363.00	\$8,076.25
12 X 16	\$7,516.25	\$5,480.75	\$8,692.50
12 X 18	\$8,105.00	\$5,598.25	\$9,288.75
12 X 20	\$8,692.50	\$5,715.75	\$9,887.50
12 X 22	\$9,257.50	\$5,833.50	\$10,493.75
14 X 16	\$8,462.50	\$5,614.00	\$10,057.50
14 X 18	\$9,080.00	\$5,737.75	\$10,727.50
14 X 20	\$9,551.25	\$5,862.50	\$11,417.50
14 X 22	\$10,322.50	\$5,986.00	\$12,093.75
14 X 24	\$10,940.00	\$6,080.00	\$12,777.50
14 X 26	\$11,557.50	\$6,233.00	\$13,461.25
14 X 28	\$12,036.25	\$6,358.00	\$14,130.00
14 X 30	\$12,800.00	\$6,482.75	\$15,570.00

PREMIUM DELUXE PLAY HOUSE




SIZE	PAINTED SMART SIDE SIDING	VINYL SIDING
8 X 10	\$4,046.25	\$4,383.75
8 X 12	\$4,500.00	\$4,837.50
8 X 14	\$4,956.25	\$5,293.75
8 X 16	\$5,411.25	\$5,748.75
10 X 12	\$5,323.75	\$5,661.25
10 X 14	\$5,890.00	\$6,227.50
10 X 16	\$6,463.75	\$6,801.25
10 X 18	\$7,037.5	\$7,375.00

STANDARD FEATURES

- ▶ 4 ft. high wall, 24 in. wide
- ▶ Child Door in front on the Porch
- ▶ 30 in. wide Man Door in the back
- ▶ 3 Windows and 1 Octagon Window
- ▶ 3 in. wide Porch

PREMIUM POTTING SHED



SIZE	PAINTED SMART SIDE SIDING	VINYL SIDING
8 X 10	\$7,398.75	\$8,876.25
8 X 12	\$8,281.25	\$9,932.50
8 X 14	\$9,162.50	\$10,997.50

STANDARD FEATURES

A nice Potting Area with 2 Windows and a 36 in. Outside Door. A doorway from the Potting Area to the Growing Area. The Growing Area is a nice area with plenty window to give your plants a lot of sunshine. Also a nice 4 ft. wide Deck with 2 - Hanging Basket Rods.

PREMIUM GARDEN SHED SLOPE ROOF

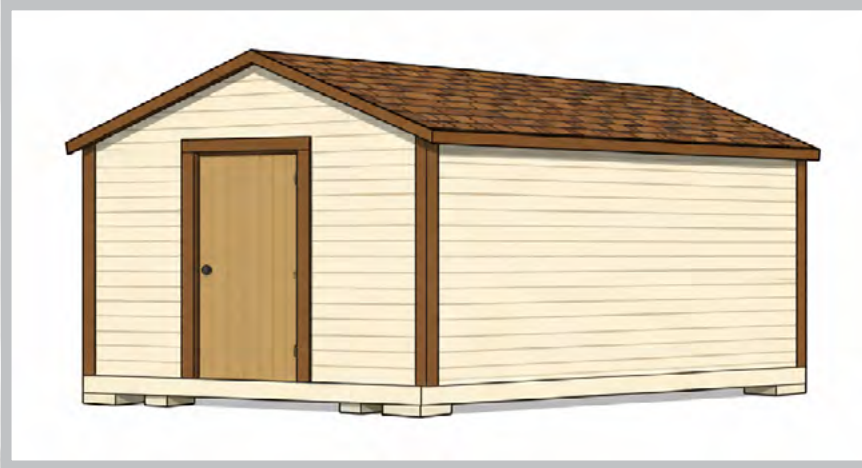


STANDARD FEATURES

- ▶ 7 ft. high wall
- ▶ 8 ft. wide = 2 - 30 in. wide Double Doors with Transom Windows
- ▶ 10 ft. wide and wider = 2 - 36 in. wide Double Doors with Transom Windows
- ▶ 1 Window
- ▶ Roof has an 8" overhang on both sides and on both ends which gives your building a better look.

SIZE	PAINTED SMART SIDE SIDING	VINYL SIDING	METAL SIDING
8 X 10	\$3,386.25	\$4,151.25	\$4,481.25
8 X 12	\$3,842.50	\$4,636.25	\$4,945.00
8 X 14	\$4,297.50	\$5,121.25	\$5,415.00
8 X 16	\$4,746.25	\$5,606.25	\$5,885.00
8 X 18	\$5,208.75	\$6,091.25	\$6,356.25
8 X 20	\$5,650.00	\$6,576.25	\$6,826.25
10 X 12	\$4,446.25	\$5,285.00	\$5,897.50
10 X 14	\$5,012.50	\$5,836.25	\$6,473.75
10 X 16	\$5,586.25	\$6,387.50	\$7,098.75
10 X 18	\$6,151.25	\$6,945.00	\$7,648.75
10 X 20	\$6,725.00	\$7,496.25	\$8,237.50
12 X 14	\$6,055.00	\$6,716.25	\$7,420.00
12 X 16	\$6,642.50	\$7,303.75	\$8,037.50
12 X 18	\$7,230.00	\$7,891.25	\$8,632.50
12 X 20	\$7,818.75	\$8,478.75	\$9,235.00
12 X 22	\$8,406.25	\$9,066.25	\$9,837.50
12 X 24	\$8,993.75	\$9,653.75	\$10,440.00
14 X 16	\$7,588.75	\$7,971.25	\$9,402.50
14 X 18	\$8,206.25	\$8,588.75	\$10,071.25
14 X 20	\$8,676.25	\$9,206.25	\$10,762.50
14 X 22	\$9,448.75	\$9,823.75	\$11,438.75
14 X 24	\$10,065.00	\$10,441.25	\$12,121.25
14 X 26	\$10,682.50	\$11,058.75	\$12,805.00
14 X 28	\$11,161.25	\$11,676.25	\$13,473.75
14 X 30	\$11,925.00	\$12,293.75	\$14,918.75

ECONOMY GREEN HOUSE



SIZE	POLY CARBON
8 X 10	\$3,752.50
8 X 12	\$4,186.25
8 X 14	\$4,620.00
10 X 12	\$4,970.00
10 X 14	\$5,508.75
10 X 16	\$6,055.00
10 X 18	\$6,595.00

STANDARD FEATURES

- ▶ 6 ft. High Wall
- ▶ Twin Wall Poly
- ▶ Carbon on sides and Roof which gives you plenty of sunshine for your plants.
- ▶ 2 - Windows and 1 - 36 in. Storm Door.

ECONOMY PLAY HOUSE



SIZE	PAINTED SMART SIDE SIDING	VINYL SIDING
8 X 10	\$3,443.75	\$3,780.00
8 X 12	\$3,793.75	\$4,172.50
10 X 12	\$4,690.00	\$5,158.75
10 X 14	\$5,152.50	\$5,662.50
10 X 16	\$5,627.50	\$6,187.50

STANDARD FEATURES

- ▶ 4 ft. high wall
- ▶ 2 - Windows
- ▶ 2 - 30 in. wide Door
- ▶ 3 ft. wide Porch

ECONOMY RUN IN SHELTER

STANDARD FEATURES

- ▶ 7 ft. high wall in back
- ▶ 8 ft. high wall in front
- ▶ 4 ft. high kick wall



SIZE	PAINTED SMART SIDE SIDING	VINYL SIDING
10x12	\$3,237.50	\$3,612.50
10x14	\$3,446.25	\$3,825.00
10x16	\$3,863.75	\$4,250.00
10x20	\$4,281.25	\$4,675.00
10x24	\$4,700.00	\$5,100.00
10x28	\$5,118.75	\$5,525.00
10x32	\$5,537.50	\$5,950.00
<hr/>		
12x12	\$3,060.00	\$3,366.25
12x14	\$3,570.00	\$3,927.50
12x16	\$4,080.00	\$4,487.50
12x20	\$5,100.00	\$5,610.00
12x24	\$6,120.00	\$6,731.25
12x28	\$7,140.00	\$7,853.75
12x32	\$8,160.00	\$8,975.00

ECONOMY HORSE BARN

STANDARD FEATURES

- ▶ Door Size = 48 in. wide
84 in. high
- ▶ 48 in. high kick wall
- ▶ Stall divider metal bars top



SIZE	PAINTED SMART SIDE SIDING	10 Foot Tack Room
10x20	\$5,812.50	\$8,625.00
10x24	\$6,445.00	\$9,257.50
10x28	\$7,350.00	\$10,162.50
10x32	\$8,400.00	\$11,212.50
10x36	\$9,450.00	\$12,262.50
10x40	\$10,500.00	\$13,312.50
12x20	\$7,200.00	\$10,325.00
12x24	\$7,560.00	\$10,682.50
12x28	\$8,820.00	\$11,945.00
12x32	\$10,080.00	\$13,205.00
12x36	\$11,340.00	\$14,465.00
12x40	\$12,600.00	\$15,725.00

SIZE	7 Foot Hinged Lean To
7x20	\$1,575.00
7x24	\$1,737.50
7x28	\$2,075.00
7x32	\$2,242.50
7x36	\$2,562.50
7x40	\$2,925.00
7x20	\$1,575.00
7x24	\$1,737.50
7x28	\$2,075.00
7x32	\$2,242.50
7x36	\$2,562.50
7x40	\$2,925.00

ECONOMY 5 STAR CHICKEN COOP

UPGRADES

- ▶ Skylight \$75 a set
- ▶ Cupola \$450
- ▶ Painted inside \$500



SIZE	PAINTED SMART SIDE SIDING	COVERED RUN
8x8	\$4,927.00	\$1,781.00
8x10	\$3,932.50	\$2,145.00
8x12	\$4,147.00	\$2,509.00
8x14	\$4,316.00	\$2,873.00
8x16	\$4,537.00	\$3,237.00
8x18	\$5,141.50	\$3,601.00
8x20	\$5,418.40	\$3,965.00
10x10	\$4,374.50	\$2,275.00
10x12	\$4,742.40	\$2,665.00
10x14	\$5,122.00	\$3,055.00
10x16	\$5,265.00	\$4,745.00
10x18	\$5,713.50	\$3,835.00
10x20	\$5,882.50	\$4,225.00

ECONOMY CHICKEN COOP

STANDARD FEATURES

- ▶ 4 ft. high wall
- ▶ 1 - 30 in. wide Door
- ▶ 1 - 12 in. x 12 in. Hen Door
- ▶ 1 - Window
- ▶ 3 Hole Nesting Box
- ▶ 1 Roost

Add a 4' Feed Room in the Front of your Chicken Coop and a Window in the Door. With Metal Siding add 20%.



SIZE	PAINTED SMART SIDE SIDING	SIZE	4' FEED ROOM
8x8	\$3,627.00	8x8	\$1,456.00
8x10	\$3,932.50	8x10	\$1,820.00
8x12	\$4,147.00	8x12	\$2,184.00
8x14	\$4,316.00	8x14	\$2,548.00
8x16	\$4,537.00	8x16	\$2,912.00
8x18	\$5,141.50	8x18	\$3,276.00
8x20	\$5,418.40	8x20	\$3,640.00
10x10	\$4,374.50	10x10	\$1,950.00
10x12	\$4,742.40	10x12	\$2,340.00
10x14	\$5,122.00	10x14	\$2,730.00
10x16	\$5,265.00	10x16	\$3,120.00
10x18	\$5,713.50	10x18	\$3,510.00
10x20	\$5,882.50	10x20	\$3,900.00

PREMIUM SLOPE ROOF CHICKEN COOP



STANDARD FEATURES

- ▶ Wide door
- ▶ Window

SIZE	CHICKEN COOP	SIZE	COVERED RUN
4X6	\$1,351.25	4X6	\$828.00
4X8	\$1,799.75	4X8	\$1,104.00
4X10	\$2,254.00	4X10	\$1,380.00
6X6	\$1,656.00	6X6	\$897.00
6X8	\$2,208.00	6X8	\$1,196.00
6X10	\$2,754.25	6X10	\$1,495.00
6X12	\$4,531.00	6X12	\$1,794.00
8X8	\$3,208.50	8X8	\$1,288.00
8X10	\$3,478.75	8X10	\$1,610.00
8X12	\$3,668.50	8X12	\$1,932.00
8X14	\$3,818.00	8X14	\$2,254.00
8X16	\$4,013.50	8X16	\$2,576.00
8X18	\$4,548.25	8X18	\$2,898.00
8X20	\$4,793.20	8X20	\$3,220.00
10X10	\$3,869.75	10X10	\$1,472.00
10X12	\$4,195.20	10X12	\$2,070.00
10X14	\$4,531.00	10X14	\$2,415.00
10X16	\$4,657.50	10X16	\$2,760.00
10X18	\$5,054.25	10X18	\$3,105.00
10X20	\$5,203.75	10X20	\$3,450.00
10X22	\$5,721.25	10X22	\$3,795.00
10X24	\$6,242.20	10X24	\$4,140.00

OPTIONS

SHED: _____ SIZE: _____
 WALL HEIGHT: _____ MATERIAL: PAINT ___ VINYL ___ METAL ___

QTY	(Doors Made with Smart Side Siding)	EACH	TOTAL
_____	30" Single Door	\$81.25	_____
_____	30" Single Door with Transom Window	\$118.75	_____
_____	2 - 30" Double Door.....	\$162.50	_____
_____	2 - 30" Double Door with Transom Window	\$237.50	_____
_____	36" Single Door	\$93.75	_____
_____	36" Single Door with Transom Window.....	\$138.75	_____
_____	2 - 36" Double Door.....	\$187.50	_____
_____	2 - 36" Double Door with Transom Window.....	\$277.50	_____
(Doors are Fiberglass)			
_____	30" Single Fiberglass, 6 Panel Door.....	\$186.25	_____
_____	2 - 30" Double Fiberglass, 6 Panel Doors	\$372.50	_____
_____	36" Single Fiberglass, 6 Panel Door.....	\$198.75	_____
_____	2 - 36" Double Fiberglass, 6 Panel Doors	\$397.50	_____
_____	36" Single Insulated 9 Lite Door.....	\$375.00	_____
_____	8' Wide 7' High Garage Door.....	\$600.00	_____
_____	6' Wide, 6' 6" High Garage Door (special order).....	\$720.00	_____
(Additional Options)			
_____	14" x 12" Aluminum Window.....	\$45.29	_____
_____	18" x 23" Aluminum Window.....	\$49.01	_____
_____	22" x 36" Aluminum Window.....	\$59.84	_____
_____	30" x 36" Aluminum Window.....	\$82.04	_____
_____	18" x 10" Aluminum Transom Window	\$33.08	_____
_____	29" x 10" Aluminum Transom Window	\$45.25	_____
_____	23" x 10" Aluminum Transom Window	\$38.13	_____
_____	60" x 10" Aluminum Transom Window	\$65.54	_____
_____	6" x 21" Shutter Pair.....	\$24.94	_____
_____	12" x 36" Shutter Pair.....	\$42.18	_____
_____	16" Octagon Window.....	\$45.68	_____
_____	4' Wide Ramp	\$375.00	_____
_____	6' Wide Ramp	\$437.50	_____
_____	8' Wide Ramp	\$500.00	_____
_____	4' Wide Lofted.	12.50 per linear ft.	_____
_____	2' Wide Shelf	\$6.25 per linear ft.	_____
_____	Door Treat Plate	\$2.50 per linear ft.	_____

DATE: ___/___/___ SUBTOTAL: _____

TAX: _____

TOTAL: _____



Welcome, and thank you for choosing Leonti's Outdoor Supply for your Amish-built shed. We sincerely appreciate your trust in our team. From the moment you selected us, our commitment has been to provide an experience that reflects the exceptional quality of the product you are receiving. You can feel confident knowing you are in capable and reliable hands every step of the way.

Here's what you can expect as part of our family:

- 1. A Trusted Partnership - Thank you for placing your trust in us. We take that seriously and are committed to earning it every step of the way.**
- 2. Unmatched Quality - You will receive a carefully crafted, Amish-built shed designed with durability and attention to detail at its core.**
- 3. Exceptional Service - Our team is here for you—not just during the purchase, but long after delivery. We stand behind both our product and our service.**
- 4. Built to Last - Your shed is made to serve you for many years to come, and we look forward to supporting you with any future needs along the way.**

If you ever have questions, need assistance, or are considering additions or upgrades down the road, don't hesitate to reach out. We're here for you.

Welcome again—we're excited to have you as part of the family.


Thank you,

**Leonti's Outdoor Supply
16400 Bennett Rd.
North Royalton, Ohio 44133
440-237-8706**

16400 BENNETT ROAD • NORTH ROYALTON, OHIO 44133

Financing Available PHONE: 440-237-8706

EMAIL: LEONTISOUTDOORSUPPLY@GMAIL.COM



16400 BENNETT ROAD • NORTH ROYALTON, OHIO 44133

Financing Available PHONE 440-237-8706

EMAIL LEONTISOUTDOORSUPPLY@GMAIL.COM